

Driver: \_\_\_\_\_ Event: \_\_\_\_\_

Date: \_\_\_\_\_ Track: \_\_\_\_\_


Qualify: \_\_\_\_\_ TQ:  Main: \_\_\_\_\_ Finish: \_\_\_\_\_ Best Lap Time: \_\_\_\_\_

Front Suspension

Ride Height: \_\_\_\_\_  
 Camber: \_\_\_\_\_  
 Toe: \_\_\_\_\_  
 Arm Type: \_\_\_\_\_  
 Tower Type: \_\_\_\_\_

Anti Roll Bar:  
 None   
 White (0.8mm)   
 Gray (0.9mm)   
 Blue (1.0mm)   
 Other: (1.6mm)

Bump Steer Spacing: \_\_\_\_\_



Axle Height: \_\_\_\_\_

0.5mm   
 1mm   
 2mm

Ball Stud Spacing: \_\_\_\_\_



Spacing: \_\_\_\_\_

Caster Block Degree: \_\_\_\_\_

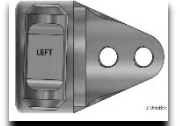

Bulkhead Type: \_\_\_\_\_

Kick-Up Angle: \_\_\_\_\_

Wheel Adapters: \_\_\_\_\_

Steering Plate: \_\_\_\_\_

Rear Arm Mount Spacing: \_\_\_\_\_



Rear Toe-In:  
 0° Degree   
 1° Degree   
 2° Degree

Hinge Pin Hole: \_\_\_\_\_

Spacing: \_\_\_\_\_

## Notes

Rear Suspension

Ride Height: \_\_\_\_\_

Camber: \_\_\_\_\_

Wheel Adapter: \_\_\_\_\_

CVA Pin Location: \_\_\_\_\_

Hub Spacing: \_\_\_\_\_

Forward  Middle  Back

Shock Mounting Position: \_\_\_\_\_

Front of Arm  Rear of Arm

Anti Roll Bar: \_\_\_\_\_

None

White (1.2mm)

Gray (1.3mm)

Blue (1.4mm)

Other:

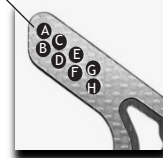
Rear Hub Link Setting: \_\_\_\_\_

Plastic Hub  Aluminum Hub



Ball Stud Spacing

Shock Towers: \_\_\_\_\_



Link Placement

Turnbuckle Length

Front Camber Link Placement: \_\_\_\_\_




Hub Spacing: \_\_\_\_\_

0mm

0.5mm

1mm



Hinge Pin Hole \_\_\_\_\_



## Notes

Track Info, Tires & Aero Electronics, Drivetrain & Shocks

Radio: \_\_\_\_\_ Servo: \_\_\_\_\_

EPA: \_\_\_\_\_ % Brake: \_\_\_\_\_

Throttle: \_\_\_\_\_ %

ESC: \_\_\_\_\_

ESC Settings: \_\_\_\_\_

Motor: \_\_\_\_\_ Timing: \_\_\_\_\_

Pinion: \_\_\_\_\_ Spur: \_\_\_\_\_

Battery: \_\_\_\_\_

Battery Position: \_\_\_\_\_

Drivetrain: \_\_\_\_\_

Transmission: \_\_\_\_\_

Diff. Pulleys:

Stock Front 33T  Stock Rear 33T

RRP 14 Hole Rear Wide Pulley  3/32 Ball Type

Ceramic

Tungsten

Chrome Steel

Slipper Clutch: \_\_\_\_\_

# of Pads: \_\_\_\_\_ Pad Brand/Material: \_\_\_\_\_

Shocks: \_\_\_\_\_

	Front	Rear
Piston:		
Fluid:		
Spring:		
Limiters:		
Stroke:		
Eyelet Length:		
Cup Offset:		
Notes:		



Stroke

Size: Small  Medium  Large  Extra Large

Surface: Dirt  Carpet  AstroTurf  Multi Surface

Traction: Low  Medium  High  Very High

Moisture: Dry  Damp  Wet

Condition: Indoor  Outdoor  Dusty  Hard Packed

Bumpy  Grooved  Smooth  Loamy

Temperature: Ambient  Humidity: \_\_\_\_\_

Notes:

Front Tires: \_\_\_\_\_

Front Compound: \_\_\_\_\_

Front Insert: \_\_\_\_\_

Rear Tires: \_\_\_\_\_

Rear Compound: \_\_\_\_\_

Rear Insert: \_\_\_\_\_

Wheel (F/R): \_\_\_\_\_

Notes: \_\_\_\_\_

Body: \_\_\_\_\_

Wing: \_\_\_\_\_

Wing Angle: 0°  3°  6°

Servo Weights: \_\_\_\_\_

None  Aluminum  Steel  Other

Electronic Weights: \_\_\_\_\_

None  Aluminum  Steel  Other

Total Vehicle Weight: \_\_\_\_\_